

novacolor®
I colori dell'Architettura

CalceCruda






CALCECRUDA, IRONIC - THE WEDGWOOD GARDEN, LONDON, UK
Project: Jo Thompson; Partner: Raymunn Ltd; Applicator: Bespoke Outdoor Spaces



CalceCruda, la calce
e l'argilla italiane.
Dalla terra per la terra.

CalceCruda, Italian
lime and clays.
From earth to earth.


CALCECRUDA BIANCO & 20507 & FASE SILOSSANICA 6215 & NC8000




CALCECRUDA 16062



CALCECRUDA 17021



CALCECRUDA 20507



CALCECRUDA 20508



CalceCruda

IT. Rivestimento decorativo minerale a base di calce e argilla

Diluizione: pronto all'uso. Per applicazioni a pennello, diluire CalceCruda Tinta a Stucco 10-40% con acqua.


Applicazione con spatola inox: uno strato per CalceCruda Intonachino; due o più strati per CalceCruda e CalceCruda Tinta a Stucco.

Resa CalceCruda: 1,5-2,5 kg/m² nei due strati.
Resa CalceCruda Intonachino: 3-3,5 kg/m² per singolo strato.

Resa CalceCruda Tinta a Stucco: per applicazioni a pennello 0,4-0,7 kg/m² nei due strati; per applicazioni con spatola inox 0,8-1 kg/m² nei due strati.

CalceCruda e CalceCruda Intonachino possono essere applicati anche in esterni se ricoperti da due strati di Fase Silossanica o Patina Minerale.


CALCECRUDA 17022 & BIANCO & PATINA MINERALE 6232 & NC6336




CALCECRUDA 16061



CALCECRUDA 17022



CALCECRUDA 17025



CALCECRUDA 20501



EN. Decorative mineral coating with lime and clay

Dilution: CalceCruda, CalceCruda Intonachino and CalceCruda Tinta a Stucco are ready to use. For applications by brush, dilute CalceCruda Tinta a Stucco 10-14% with water.


Application with stainless steel trowel: one layer for CalceCruda Intonachino; two or more layers for CalceCruda and CalceCruda Tinta a Stucco.

Yield CalceCruda: 1,5-2,5 kg/m² in two layers.
Yield CalceCruda Intonachino: 3-3,5 kg/m² for each layer.


Yield CalceCruda Tinta a Stucco: for applications with brush 0,4-0,7 kg/m² in two layers; for application with stainless steel trowel 0,8-1 kg/m² in two layers.

CalceCruda and CalceCruda Intonachino can be applied also outdoor if covered by two layers of Fase Silossanica or Patina Minerale.


CALCECRUDA 20506 & 20509 & 20507 & 20510 & CALCECRUDA TINTA A STUCCO BIANCO & NC6260




CALCECRUDA 20506



CALCECRUDA 20509



CALCECRUDA 16060



CALCECRUDA 17020



CALCECRUDA, FASE SILOSSANICA - RESIDENTIAL PROJECT, TAIWAN
Partner: Professional Choice Taiwan; Decorator: EMILY; Design: 23Design



CalceCruda

FR. Revêtement décoratif minéral a base de chaux et d'argile

Dilution: CalceCruda, CalceCruda Intonachino et CalceCruda Tinta a Stucco sont prêts à l'utilisation. Pour application à pinceau, diluer CalceCruda Tinta a Stucco avec 10-40% d'eau.

Application avec truelle en inox: une couche pour CalceCruda Intonachino; deux ou plusieurs couches pour CalceCruda et CalceCruda Tinta a Stucco.

Rendement CalceCruda: 1,5-2,5 kg/m² en deux couches.

Rendement CalceCruda Intonachino: 3-3,5 kg/m² pour chaque couche.

Rendement CalceCruda Tinta a Stucco: pour application à pinceau 0,4-0,7 kg/m² en deux couches; pour application avec truelle en inox 0,8-1 kg/m² en deux couches.

CalceCruda et CalceCruda Intonachino peuvent être appliqués aussi en extérieurs si protégés par deux couches de Fase Silossanica ou Patina Minerale.


CALCECRUDA INTONACHINO 20509 & CALCECRUDA TINTA A STUCCO 20509




CALCECRUDA 20503



CALCECRUDA 17024



CALCECRUDA 17023



CALCECRUDA BIANCO



DE. Kalk- und lehm- mineraldekorative beschichtung

Verdünnung: CalceCruda, CalceCruda Intonachino und CalceCruda Tinta a Stucco sind gebrauchsfertig. Für Pinselanwendungen CalceCruda Tinta a Stucco 10-bis Max 40% mit Wasser verdünnen.

Anwendung mit Edelstahlkelle: eine einzige Schicht für CalceCruda Intonachino; zwei oder mehr Schichten für CalceCruda und CalceCruda Tinta a Stucco.

Ausbeute CalceCruda 1,5-2,5 kg/m² in den beiden Schichten.

Ausbeute CalceCruda Intonachino: 3-3,5 kg/m² pro Einzelschicht.

Ausbeute CalceCruda Tinta a Stucco gefärbt: für Pinselanwendungen 0,4-0,7 kg/m² in den beiden Schichten; für Anwendungen mit Edelstahlkelle 0,8-1 kg/m² in beiden Schichten.

CalceCruda und CalceCruda Intonachino können auch im Aussenbereich angewandt werden, soweit Sie in zwei Schichten aufgetragen werden und weiter mit zwei Schichten von Fase Silossanica oder Patina Minerale (Lasertechnik) bedeckt werden.


CALCECRUDA BIANCO & CALCECRUDA TINTA A STUCCO 20510



CAL.T.STUCCO 20504



CAL.T.STUCCO 17027



CAL.T.STUCCO 17026



CAL.T.STUCCO 16063



CALCECRUDA - HOUSE PLAN, TAIPEI, TAIWAN
Partner: Professional Choice Taiwan; Decorator: EMILY



CALCECRUDA



Certificato A+ per le basse emissioni di sostanze volatili nell'aria.
A+ Certified for the low emissions of volatile substances in the air.



Riduce la concentrazione di formaldeide nell'aria.
Reduction of the formaldehyde concentration in the environment.

Le tonalità di questa cartella hanno valore puramente indicativo. The color samples in this color chart should be considered purely indicative.

Photo cover: CALCECRUDA, WALL2FLOOR - NOVACOLOR SHOW-ROOM MILANO, ITALY

Photo © Gianluca Cisternino; Styling: Arch. Barbara Sansonetti

novacolor®

I colori dell'Architettura

Novacolor Back office:

Via U. Aldrovandi 10, 47122 Forlì (FC)

Tel +39 0543 401840 – info@novacolor.it



Novacolor is committed to reduce the environmental impact by producing friendly materials.



AZIENDA CON
SISTEMA DI GESTIONE
CERTIFICATO DA DNV GL
= ISO 9001 =
= ISO 14001 =

COMPANY WITH
MANAGEMENT SYSTEM
CERTIFIED BY DNV GL
= ISO 9001 =
= ISO 14001 =

Made in Italy